



Program Retention Report

Help Documentation

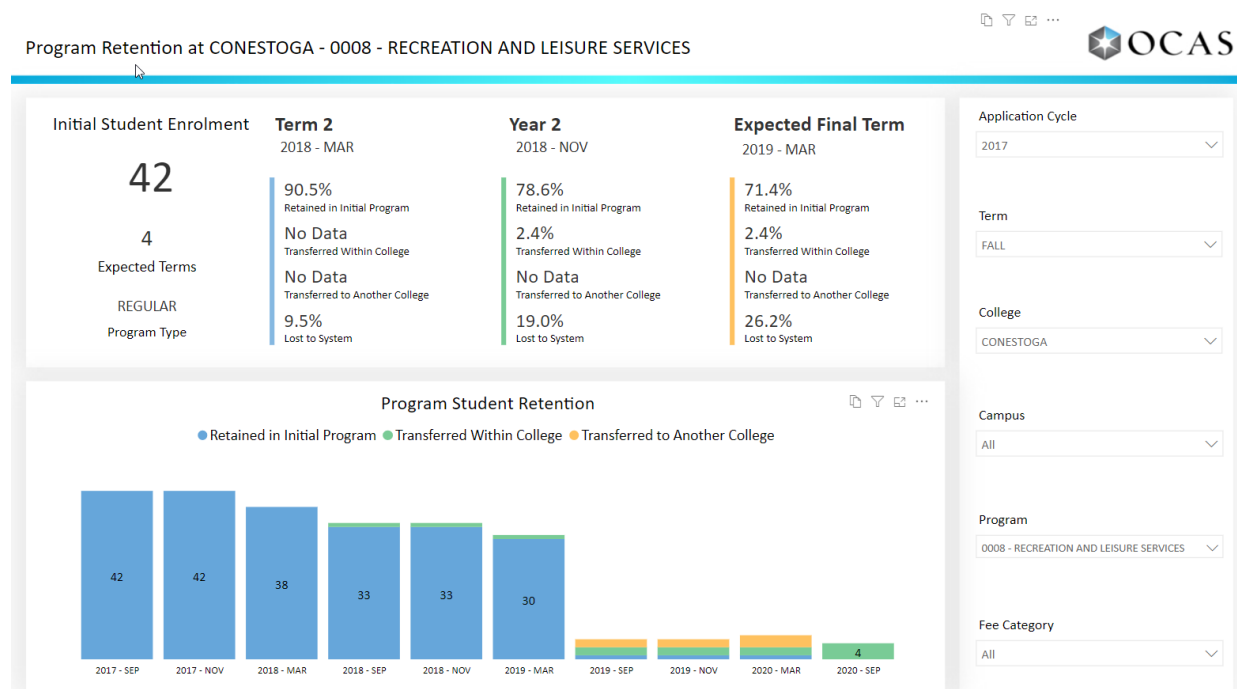
Updated: November 2020



RETN002 – Program Retention

What's in this report?

This one-page report displays program-level retention data in a program at a specific college. Along with raw numbers (bar graph in bottom half of the report), the report gives insight into the specific percentage of students retained for important milestones in the post-secondary journey: after first term, after first year, and at the expected end of the program (top half of the report).



Why is this report useful?

There are many important insights that this report can reveal, such as how many students are retained in their starting program and where students are going when they leave that program.

This report can answer vital questions to help a college understand and improve specific program retention rates:

- What are the retention numbers for a specific program?
- Are retention numbers up or down this term/application cycle compared to previous terms/application cycles?
- When students leave a program, are they transferring to another program at the college or transferring to another college altogether?
- How many students transferred out of a program and when? Is there a trend?
- When is the college seeing the highest dropout/transfer rate?

- Is there a retention trend occurring for a specific program or type of student (fee category)?

How to use this report

Report Filters

This report features six filters that determine the starting cohort (students enrolled in a specific program for a given application cycle, term, college, etc.) and subsequent data:

Application Cycle

- The data for the specific application cycle that will populate the table and graph for initial student enrolment.
- Includes applications cycles from 2013 to present.

Term

- The starting term of the selected application cycle.

College

- The starting college of the students.

College Campus

- The starting campus of the students.
- Select one or several campuses that belong to the college or see retention information for all campuses.

Program*

- The specific program at the selected college in which students were enrolled.

Fee Category

- The category of student: international, other, or funded (domestic).

Report Page

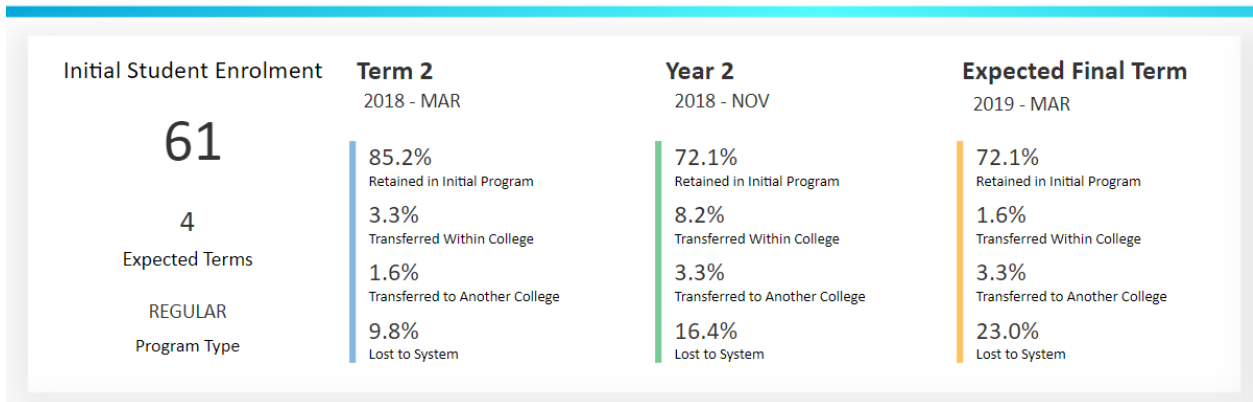
The *Program Retention Report* is split into two sections:

Section 1: Percentage of Students Retained*

This section of the report features a detailed table that displays initial enrolment numbers for a program along with retention rates at key reporting periods. If a student left the starting college and transferred to a *non-CAAT college* or an *Unknown* or *Other* program, they will be classified as *Lost to System*.

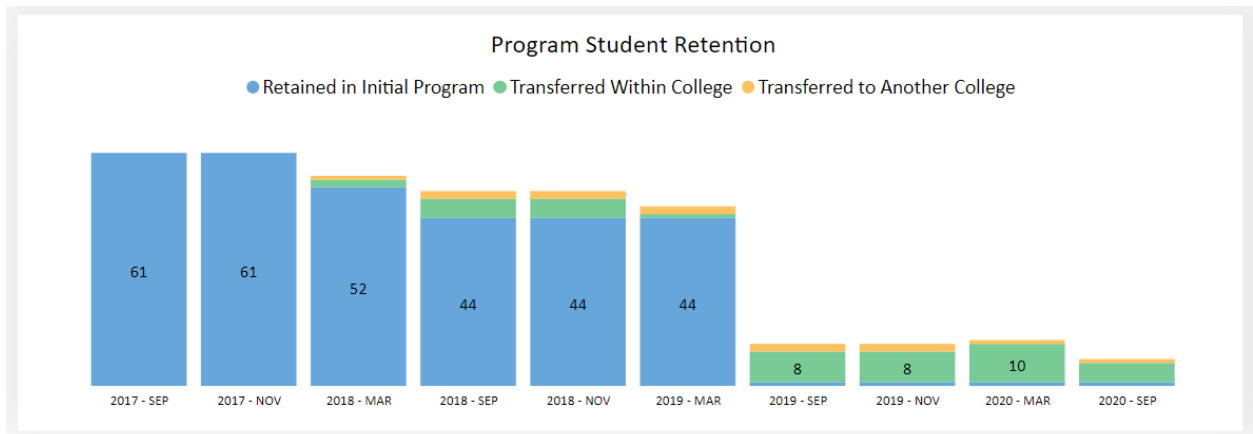


Program Retention at NIAGARA - 0123 - SOCIAL SERVICE WORKER

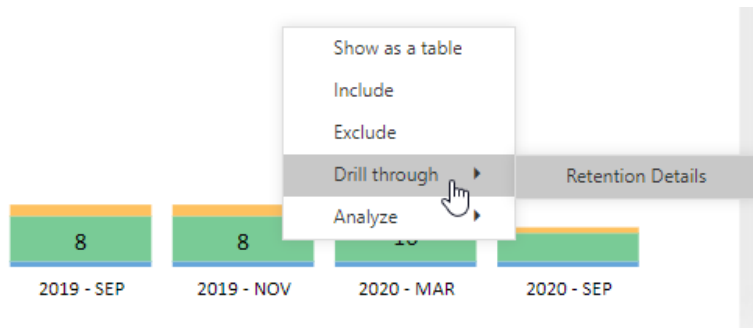


Section 2: Raw Data of Students Retained

This section of the report displays bar graphs depicting the overall count of students through the reporting months (based on the selected application cycle, term, college, program, etc.). It also shows the number of students that left the starting program and whether they stayed at the selected college or transferred to another one.



To see which programs or colleges students transferred to, right click on a bar graph displaying “transferred within college” and/or “transferred to another college” data and select *Drill through*, then *Retention Details*:



Program Retention Details

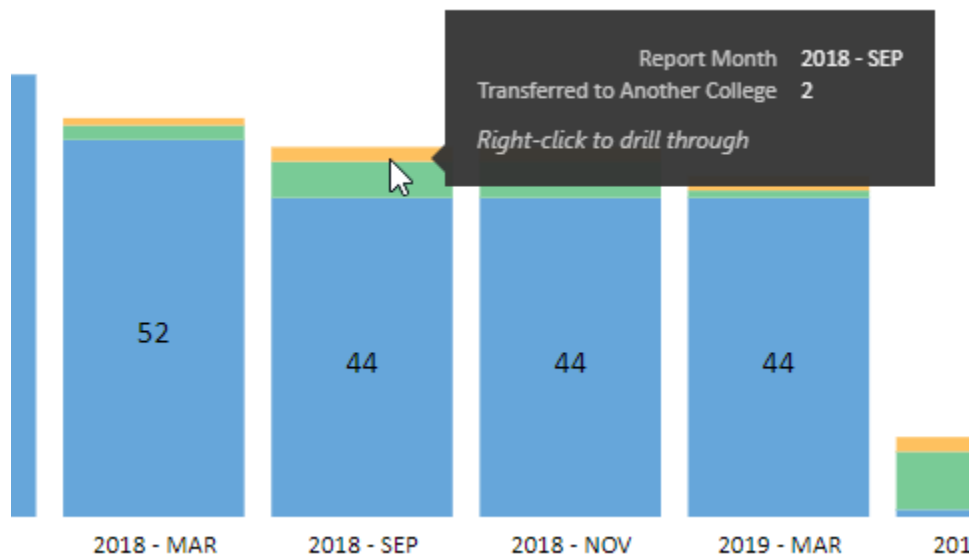


Initial Program - 0123 - SOCIAL SERVICE WORKER at NIAGARA

Subsequent College	Campus	Subsequent Program	Report Month	Students Enrolled
NIAGARA	WELLAND CAMPUS	0192 - AUTISM AND BEHAVIOURAL SCIENCE (GRADUATE CERTIFICATE)	2019 - NOV	5
NIAGARA	WELLAND CAMPUS	0103 - EDUCATIONAL ASSISTANT - SPECIAL NEEDS SUPPORT	2019 - NOV	1
NIAGARA	WELLAND CAMPUS	0123 - SOCIAL SERVICE WORKER	2019 - NOV	1
NIAGARA	WELLAND CAMPUS	0178 - RECREATION THERAPY	2019 - NOV	1
NIAGARA	WELLAND CAMPUS	0305 - TEACHING ENGLISH AS A SECOND LANGUAGE (GRADUATE CERTIFICATE)	2019 - NOV	1
MOHAWK	FENNELL (HAMILTON)	297 - JOURNALISM	2019 - NOV	1
LAMBTON	LAMBTON	PSIP - PROTECTION SECURITY AND INVESTIGATION	2019 - NOV	1
Total				11

Suggestions & Tips

- When using data in section two, move the cursor over a yellow or green section of a bar to display the number of students that transferred to a new program at the starting college or to a different college:



*Notes

- Students who transfer to Unknown or Other program credentials are not included in the retention counts.
- Enrolment numbers are based on an algorithm matching enrolment data from the colleges to OCAS applicants. Some inaccuracies may be introduced by this process. These inaccuracies, plus inaccuracies in college-supplied enrolment data, may result in additional student counts in the initial cohort that are outside of the college and program credential selected.

